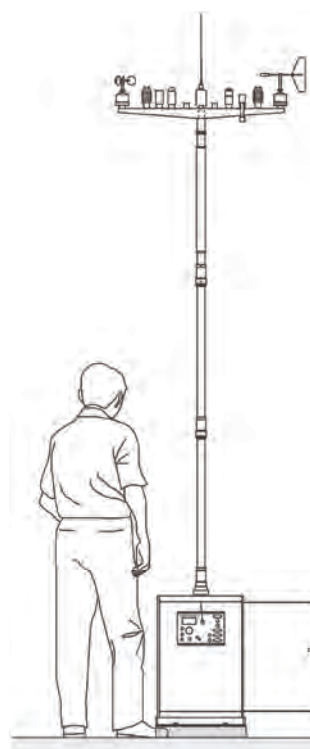




Wind Direction 3590/3590EX (averaging)

A sensor for measuring average wind direction in a sampling interval. It is designed to be used with Aanderaa sensor scanning units, Dataloggers or display units.



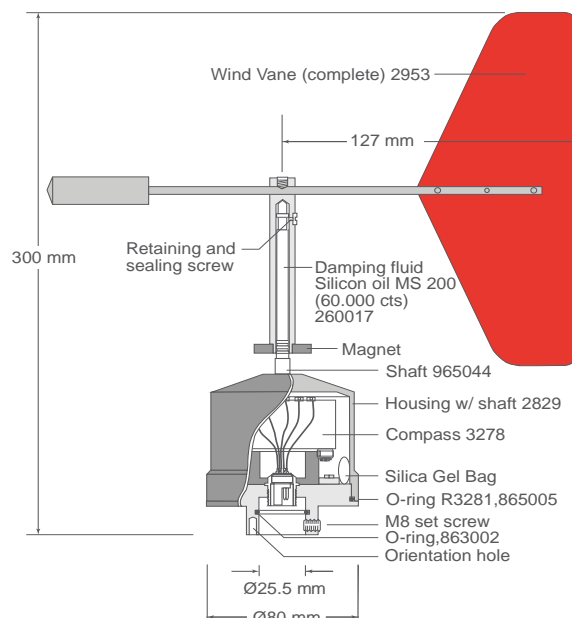
This sensor consists of a light wind vane pivoted on top of a housing. Inside the housing a compass is magnetically coupled to the vane. The sensor can be mounted directly on the sensor arm of the Automatic Weather Station 2700, Data Bouy 4700, or on different types of sensor brackets from Aanderaa and on a 25 mm O.D. vertical aluminum tube. When installed on brackets or tubes, the sensor must then be connected to the SmartGuard Datalogger or display unit by a separate cable.

When direction is to be read, the compass will read out the average reading since the last reading was taken. The compass consists of a sensing element mounted on an electronic card. In the sensing element is a follower magnet which follows the magnet on the wind

vane. Four Hall elements measure the direction every second and a micro controller on the electronic card calculates the average direction in the measuring period.

The housing is furnished with an N mark that must be orientated towards North or to a reference point like a ship's center-line for an ordinary degree indication. When properly orientated this sensor will cause the data logging system to give a raw data reading of 0, 256, 512 and 768 for wind blowing from the North, East, South and West respectively.

A non-averaging version designated 3590B is also available. This sensor will only give a momentary value every time the sensor is read. To avoid galvanic corrosion do not fasten the sensor to other metals than aluminum.




PIN CONFIGURATION

Receptacle, exterior view; pin = ●; bushing = ○

- 9volt	3	4	Bridge voltage
Control voltage	2	5	Signal
System ground	1	6	Not connected

Range:	0 to 360 degrees magnetic
Threshold Speed:	Less than 0.3 m/s
Accuracy:	Better than ±5 degrees Magnetic
Output Signal:	Aanderaa SR10
Damping Ratio:	0.7
Operating Temperature:	-40 to +65°C
Current Consumption:	200µA
Operating Voltage:	7 to 14VDC
Electrical Connection:	Directly plug-on to sensor arm or by Sensor Cable 2842
Mounting:	Directly on AWS 2700 and RWS 4030 Sensor Arm, Brackets 2808, 3494 and 2988 or on a vertical 25 mm O.D. tube.
Material Housing:	Aluminum 6061T6, anodized 10-15µ. Stainless steel
Weight:	620g
Packing:	Cardboard box: 385x290x235mm
Gross Weight:	1.2 kg (add 0.7 kg for Sensor Cable 2842)
Warranty:	Two years against faulty materials and workmanship

The sensor is also available as an -certified sensor; contact factory for prices.

Connecting Cable 2842 (10 meter cable with watertight plugs), is available for connecting this sensor directly to Aanderaa sensor scanning units. Other lengths, or separate plugs and cables, are available on request.

CALIBRATION

Provided that the orientation mark on this sensor is orientated towards North or to a reference point, the standard calibration formula, direction (degrees magnetic.) = $A + BN + CN^2 + DN^3$ is valid. N is the raw data reading and the nominal calibration coefficients are:

A	0	C	0
B	3.516E-01	D	0



Visit our Web site for the latest version of this document and more information
www.aanderaa.no

Aanderaa is a trademark of Xylem Inc. or one of its subsidiaries.
© 2012 Xylem, Inc. D300 January 2013

Aanderaa Data Instruments AS
Sanddalsringen 5b, P.O. Box 103 Midtun,
5828 Bergen, Norway
Tel +47 55 60 48 00
Fax +47 55 60 48 01